


SIGN PUSH BUTTON SWITCHES

Spring return, flush type (with plastic bracket)

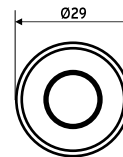
Description	Ordering code
Green colour with 'I' mark	PCB5-EA 331*



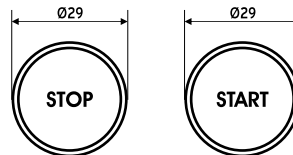
Description	Ordering code
Green colour with 'II' mark	PCB5-EA 336*



Description	Ordering code
Red colour with 'O' mark	PCB5-EA 432*

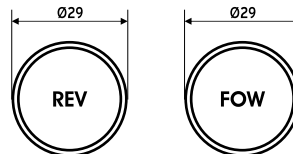


Description	Ordering code
Red colour with 'STOP' mark	PCB5-EA 434*



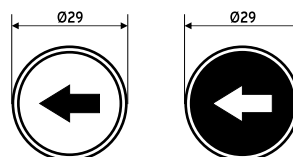
Green colour with 'START' mark	PCB5-EA 333*
--------------------------------	---------------------

Description	Ordering code
Green colour with 'REV' mark (REVERSE)	PCB5-EA 337*



Green colour with 'FOW' mark (FORWARD)	PCB5-EA 338*
--	---------------------

Description	Ordering code
White colour with black arrow	PCB5-EA 334*



Black colour with white arrow	PCB5-EA 335*
-------------------------------	---------------------



Add following suffix at * in the ordering code of push button switches for contact blocks.

1 = NO contact, 2 = NC contact, 3 = NO+NO, 4 = NC+NC, 5 = NO+NC A = 2NO+NC B = NO+2NC C = 2NO+2NC

^ Plastic Bracket not shown in the picture